

# **Spanish for Professionals**

## **Medical Vocabulary**



**SAMPLE EXERCISES**

**DOWNLOADABLE PROGRAMS  
AVAILABLE NOW ON MP3**

at

**[www.marialanguages.com](http://www.marialanguages.com)**

by

**MARIA LEONOR OLIVEIRA, M.A.**

© All rights reserved

## **Note to the teacher**

In this booklet you will find samples of exercises and an answer key from the Spanish for Professionals Medical Vocabulary Workbook by Maria Oliveira.

This program has been used successfully in adult education for 10 years.

You will also find the Workbook's complete table of contents to demonstrate the scope and range of the vocabulary and grammar covered in this program.

For more information or to place an order call **707-746-5979**

or e-mail us at [maria@marialanguages.com](mailto:maria@marialanguages.com)

We offer quantity discounts to any Adult School teacher using our books.

For more information about our materials and classes, please visit our web site at

[www.marialanguages.com](http://www.marialanguages.com)

**NOTE TO THE STUDENT:**

Spanish for Health Care Professionals is a specialized program designed to help health care providers communicate with their patients in Spanish. This program consists of names of body parts, action verbs and phrases.

The 60 minute audio CD/MP3 provides the correct pronunciation of over 150 words. This vocabulary is divided into 10 lessons. Each lesson consists of 3 parts: the introduction of the new vocabulary, guided practice and translation. These oral practice exercises give the student the confidence needed to communicate effectively. The 52 page Audioscript and Workbook offers the opportunity to follow the content of the lessons while listening to them and to apply the skills acquired by completing the 40 written exercises. This Workbook also furnishes the correct answers to the exercises to assure progression and understanding.

This program is beneficial to any Spanish learning student in the health care profession. If you are a beginner or an advanced student eager to increase vocabulary or improve your pronunciation and communication, this program will provide the tools needed.

¡Buena Suerte!

Maria Oliveira

## CONTENTS

CD 1			1
Lesson 1	Part 1	The Head - External Parts	1
	Part 2		
Lesson 2	Part 1	The Head - Internal Parts	2
	Part 2		
Lesson 3	Part 1	The External Parts of the Body - Neck to the Waist	3
	Part 2		
Lesson 4	Part 1	The External Parts of the Body - Waist to the Feet	4
	Part 2		
Lesson 5	Part 1	The Interior Parts of the Body	5
	Part 2		
Lesson 6	Part 1	The Skeleton	6
	Part 2		
Lesson 7	Part 1	Female and Male Reproductive Organs	7
	Part 2		
Lesson 8	Part 1	Body Fluids	8
	Part 2		
Lesson 9	Part 1	Regular AR Verbs	8
	Part 2		
	Part 3		
	Part 4		
	Part 5		
	Part 6		
Lesson 10	Part 1		11
	Part 2		
	Part 3		
	Part 4		
Practice Exercises			14
Answers to Written Exercises			48

THE HUMAN BODY EL CUERPO HUMANO

Lesson 1 Part 1

THE HEAD LA CABEZA

External Parts

Let's learn the external parts of the head. Vocabulary will be presented first in English and then in Spanish. *Listen carefully.*

1.	head	la cabeza	9.	forehead	la frente
2.	face	la cara	10.	eyebrows	las cejas
3.	hair	el cabello	11.	eyelashes	las pestañas
4.	ears	las orejas	12.	chin	la barbilla

Lesson 5 Part 1

THE INTERIOR PARTS OF THE BODY

Now let's learn the names of some interior parts of the body. Vocabulary will be introduced first in English and then in Spanish. *Listen carefully.*

1.	heart	el corazón	8.	nerve	el nervio
2.	liver	el hígado	9.	bladder	la vejiga
3.	lungs	los pulmones	10.	intestines	los intestinos
4.	kidney	el riñón	11.	small intestine	el intestino delgado
5.	stomach	el estómago	12.	large intestine	el intestino grueso
6.	vein	la vena	13.	gall bladder	la vesícula biliar
7.	tendon	el tendón			

*Listen carefully* and then *repeat* after the instructor. Vocabulary will be stated twice in Spanish.

1.	el corazón	8.	el nervio
2.	el hígado	9.	la vejiga
3.	los pulmones	10.	los intestinos
4.	el riñón	11.	el intestino delgado
5.	el estómago	12.	el intestino grueso
6.	la vena	13.	la vesícula biliar
7.	el tendón		

Lesson 5    Part 2
--------------------

Let's practice by translating the English words into Spanish. After a brief pause, the correct answers will be stated. **Listen carefully.**

- |    |         |              |     |                 |                      |
|----|---------|--------------|-----|-----------------|----------------------|
| 1. | heart   | el corazón   | 8.  | nerve           | el nervio            |
| 2. | liver   | el hígado    | 9.  | bladder         | la vejiga            |
| 3. | lungs   | los pulmones | 10. | intestines      | los intestinos       |
| 4. | kidney  | el riñón     | 11. | small intestine | el intestino delgado |
| 5. | stomach | el estómago  | 12. | large intestine | el intestino grueso  |
| 6. | vein    | la vena      | 13. | gall bladder    | la vesícula biliar   |
| 7. | tendon  | el tendón    |     |                 |                      |

Lesson 10    Part 1
---------------------

Now let's conjugate one of the **ar** verbs using the appropriate endings. The endings to conjugate **ar** verbs in the present tense are: **o, as, a, amos, áis an**

yo estronado	nosotros estronud <b>amos</b>
tú estronud <b>as</b>	vosotros estronud <b>áis</b>
él estronud <b>a</b>	ellos estronud <b>an</b>
ella estronud <b>a</b>	ellas estronud <b>an</b>
usted estronud <b>a</b>	ustedes estronud <b>an</b>

All other **ar** verbs introduced in this program are conjugated in the same way.

Lesson 10    Part 2
---------------------

Now let's practice a few sentences in order to use the verbs learned. Sentences will be stated first in English and then in Spanish. **Listen carefully.**

1. My heart is beating rapidly and I am short of breath.  
Mi corazón golpea y me corta la respiración.
2. My feet swell up a lot during the day.  
Mis pies hinchán mucho durante el día.
3. I urinate often and I have a lot of pain.  
Yo orino a menudo y tengo mucho dolor.

## SAMPLE WORKBOOK EXERCISES

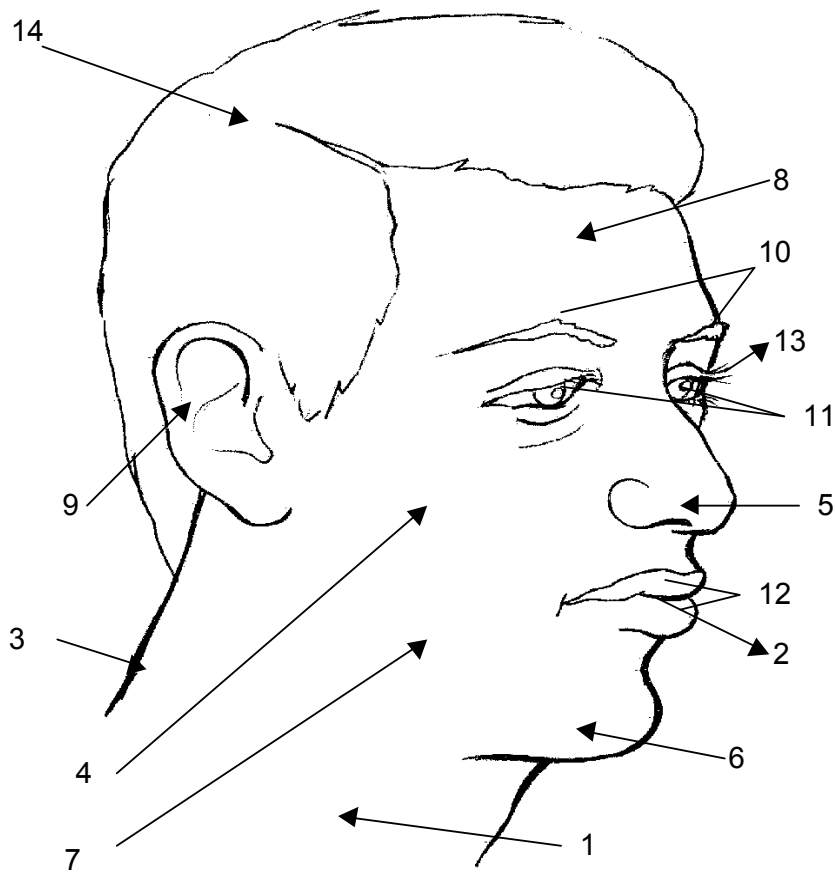
### Ejercicio 1

*Match the following English words to their Spanish equivalents.*

- |    |       |       |  |    |         |
|----|-------|-------|--|----|---------|
| 1. | Head  | _____ |  | a. | boca    |
| 2. | Face  | _____ |  | b. | nuca    |
| 3. | Hair  | _____ |  | c. | cabeza  |
| 4. | Ears  | _____ |  | d. | frente  |
| 5. | Mouth | _____ |  | e. | cara    |
| 6. | Lips  | _____ |  | f. | cabello |

### Ejercicio 4

*Name the parts of the head according to the numbers.*



## Ejercicio 12

Complete the sentences by translating the English words. Then insert each word in the puzzle according to the clues.

1. El sol me quema la \_\_\_\_\_ (skin).
2. Tengo que ver el doctor porque me duele el \_\_\_\_\_ (breast) de la derecha.
3. Antonio tiene dolor en el \_\_\_\_\_ (chest).
4. Ella dice que le duele la \_\_\_\_\_ (back).

## Ejercicio 25

Unscramble the words to form sentences.

1. el / de / El / doctor / paciente. / llamar / acaba

---

2. ojos. / en / tiene / lágrimas / los / Ella

---

## Ejercicio 29


Translate the English words into Spanish and then insert each word into the puzzle.

Horizontal

1. to raise \_\_\_\_\_
2. to burn \_\_\_\_\_
3. to fracture \_\_\_\_\_
4. to inject \_\_\_\_\_
5. to take off \_\_\_\_\_

Vertical

1. to take out \_\_\_\_\_
2. to need \_\_\_\_\_
3. to bleed \_\_\_\_\_
4. to help \_\_\_\_\_
5. to take \_\_\_\_\_



## Ejercicio 38

*Read the following dialogues in Spanish. The English translation is provided to aid with the understanding of the new vocabulary. Refer to it when necessary.*

### Situation # 1 Spanish

Una persona que tiene **catarro** y tiene que ir al médico.

**Paciente** - Hola. Me llamo José Salvador. Necesito hacer una cita con un doctor.

**Recepcionista** - Tiene seguridad médica.

**Paciente** - Sí.

**Recepcionista** - El número de la póliza.

**Paciente** - 12233445

**Recepcionista** - ¿Qué problema de salud tiene?

**Paciente** - Me siento muy mal. Creo que tengo gripa. Necesito hablar con el doctor lo más pronto posible.

**Recepcionista** - Tenemos un lugar a las 3:00 de la tarde con el doctor Smith. ¿Está bien?

**Paciente** - Sí. Gracias.

*The patient arrives at the doctor office and approaches the receptionist.*

**Paciente** - Buenas tardes. Yo soy José Salvador. Tengo una cita con el doctor Smith esta tarde a las 3:00.

**Recepcionista** - Por favor siéntese y espere en la sala de espera. La enfermera le llamará lo más pronto posible.

*Conversation between patient and nurse.*



**Enfermera** - ¿Señor Salvador?

**Paciente** - Sí. Yo soy el señor Salvador.

**Enfermera** - Pase por aquí. Siéntese en esta silla, por favor. Le Voy a medir su presión sanguínea y su temperatura.


## SAMPLE ANSWER KEY

**Ejercicio 1** c, e, f, j, a, k, m, g, d, h, l, o, n, i, b

**Ejercicio 2**

1. ojos	5. frente	9. cuello
2. boca	6. nariz	10. pestañas
3. labios	7. cara	11. orejas
4. cabello	8. mejilla	12. cabeza

**Ejercicio 3**



**Ejercicio 4**

1. cuello	6. barbilla	11. ojos
2. boca	7. cara	12. labios
3. nuca	8. frente	13. pestañas
4. mejilla	9. oreja	14. cabello
5. nariz	10. cejas	

**Ejercicio 5** g, h, k, l, j, a, i, b, c, d, e, f

**Ejercicio 6** dientes, lengua, ventanas nasales, oído, garganta, encías

**Ejercicio 7** boca, nariz, oído, dientes, garganta, ojos, cabeza, labios, orejas, encías